




- Ramp sections are welded in lengths of 4', 5', 6', 7' & 8'
- Handrails are powder coated white
- Can be easily moved or reconfigured
- Durable and weather resistant
- Little or no site preparation required
- All aluminum construction
- Little or no maintenance
- 45° and 90° turns and switchbacks
- Multiple configurations possible
- ADA handrail extensions, guardrails and gates available
- Accommodates a rise up to 60"
- Limited lifetime warranty\*



Smooth Handrail Transitions



Bubble Levels on Every Landing



90° Turn Configuration

## Making Access a Way of Life



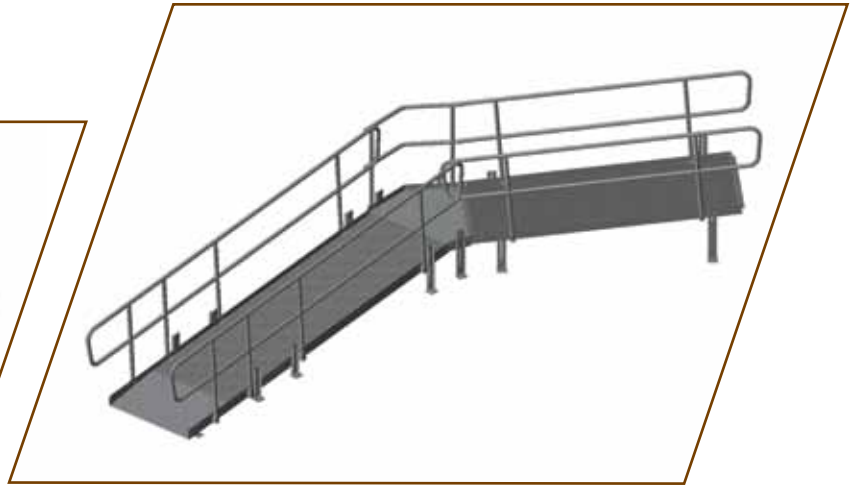

Less Hardware for Quick Setup

<b>Width</b>	36"
<b>Length</b>	As Required - 4' minimum
<b>Load Capacity</b>	100 lbs. per square foot
<b>Slope</b>	Adjustable - as required
<b>Floor</b>	Slip resistant grooved aluminum
<b>Edge Protection</b>	2" Curb
<b>Handrails</b>	Double 1½" bar - standard height 36"

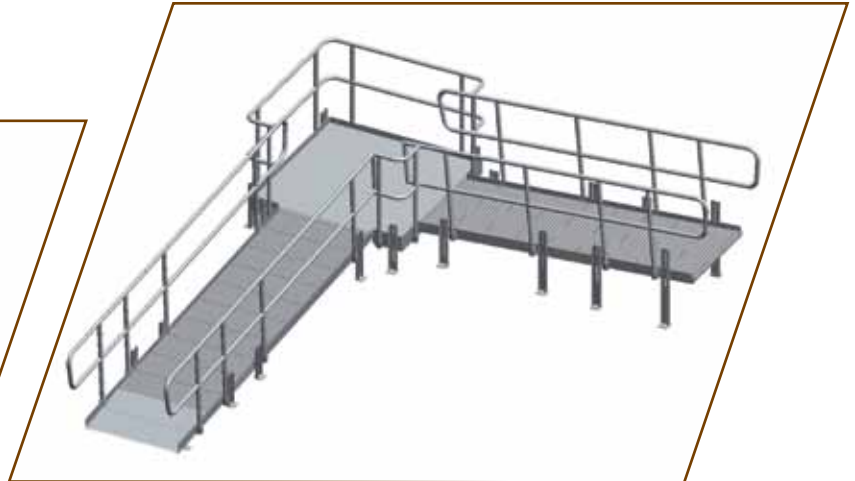

\* Powder coated handrails not included in Limited Lifetime Warranty.



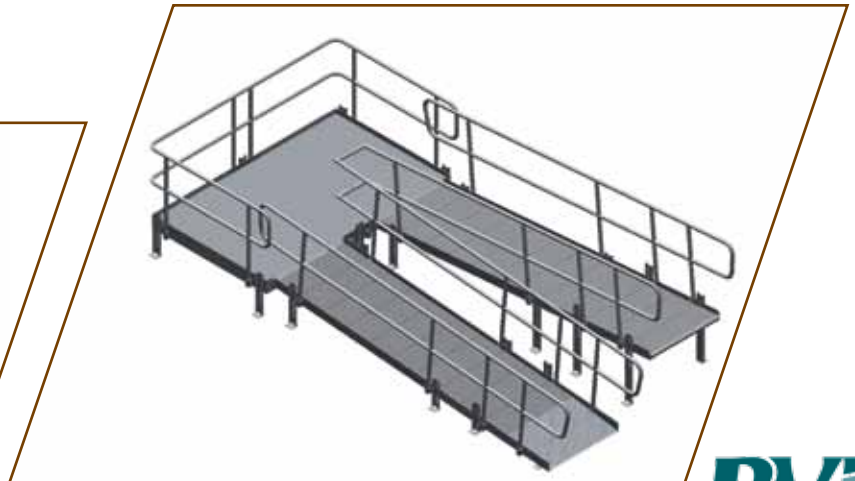

Multiple Configurations Possible



45° Turn



5' x 5' 90° Turn



5' x 8' Switchback

